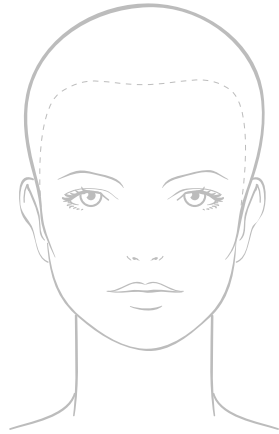


# SASSOON

PROFESSIONAL



FRONT

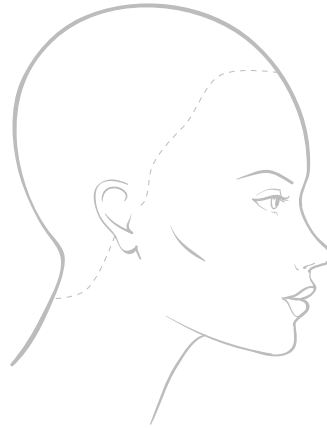
---

---

---

---

---



RIGHT SIDE


---

---

---

---

---



LEFT SIDE

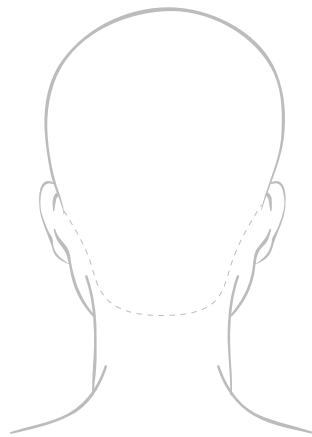
---

---

---

---

---



BACK


---

---

---

---

---



TOP

---

---

---

---

---

SASSOON CHROMATOLOGY

DESIGNING COLOUR. ADVANCING INDIVIDUALITY.

# SASSOON

PROFESSIONAL

PRODUCT OVERVIEW



# CHROMATOLOGY

## CREMAGELS

Mixing ratio 1:1 with Colour Develop |  
Develop for 30-45 min |

## CREMABLONDS

Mix 1:2 with Colour Develop 12% |  
Develop for 50-60 min |

## INTENSITONES

Mixing ratio 1:1 with Colour Develop |  
Only orange 1:3 |  
Develop for 30-45 min |



## COLOUR DEVELOP

- | Mix with Cremagels and Intensitones
- | 3% toning on bleached hair
- | 6% darker, tone on tone, 1 level of lift
- | 9% 2 levels of lift
- | 12% 3 levels of lift

**WHITEUP** | Mix 1:2 with Colour Develop | On scalp max 6% Colour Develop | Develop for 30-50 min

**MAGIC OFF** | Twist bottle, shake thoroughly. Best apply with bowl and brush or directly from the bottle | Develop for 30-40 minutes with heat

**SEAL COLOUR** | Neutralises residues of peroxide & Locks the colour pigments inside | Development time 3- 5 min

**STAIN AWAY** | Effective stain remover | Wipe on skin and rinse with water





SHAMPOO



CONDITIONERS



TREATMENTS



CARE



FINISH



CONTROL AND SHINE



EDITORIAL HOLD



WET-TO-DRY



CUT ENHANCING

